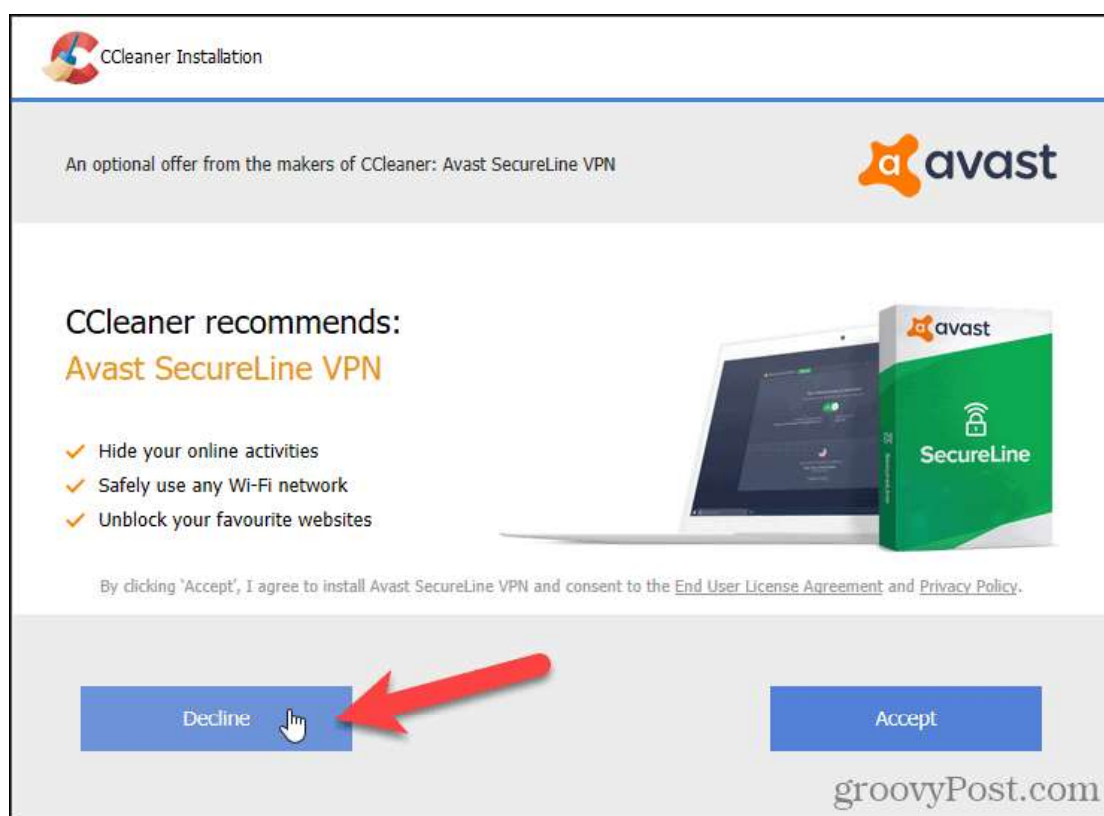


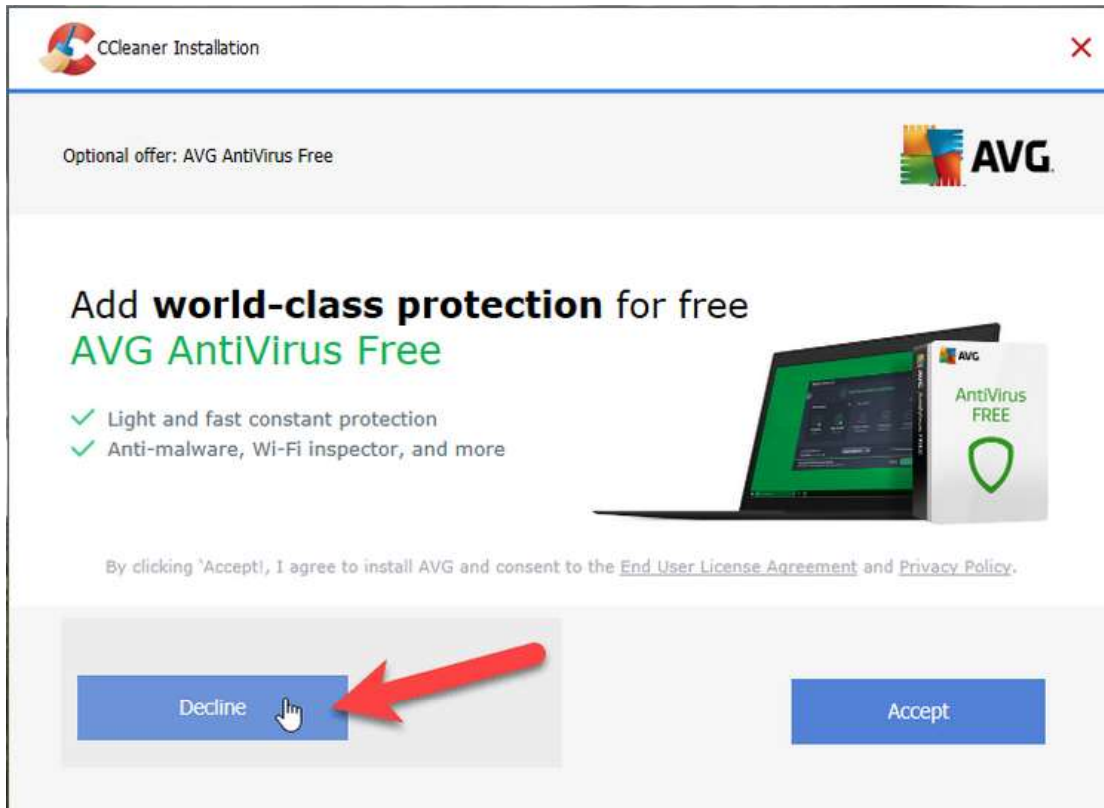
A T T E N Z I O N E

Prestare molta attenzione ad ogni (o quasi) aggiornamento di CCleaner; molto spesso, infatti vengono proposte delle installazioni aggiuntive di programmi antivirus AVG o AVAST oppure l'installazione di un browser Internet CCleaner sostitutivo di quello normalmente in uso. Quando si vede una delle finestre sottostanti, selezionare SEMPRE il pulsante "**DECLINE**" per rifiutare l'installazione non voluta.

ANTIVIRUS AVAST



ANTIVIRUS AVG



CCleaner Installation

Optional offer: AVG AntiVirus Free

Add world-class protection for free
AVG AntiVirus Free

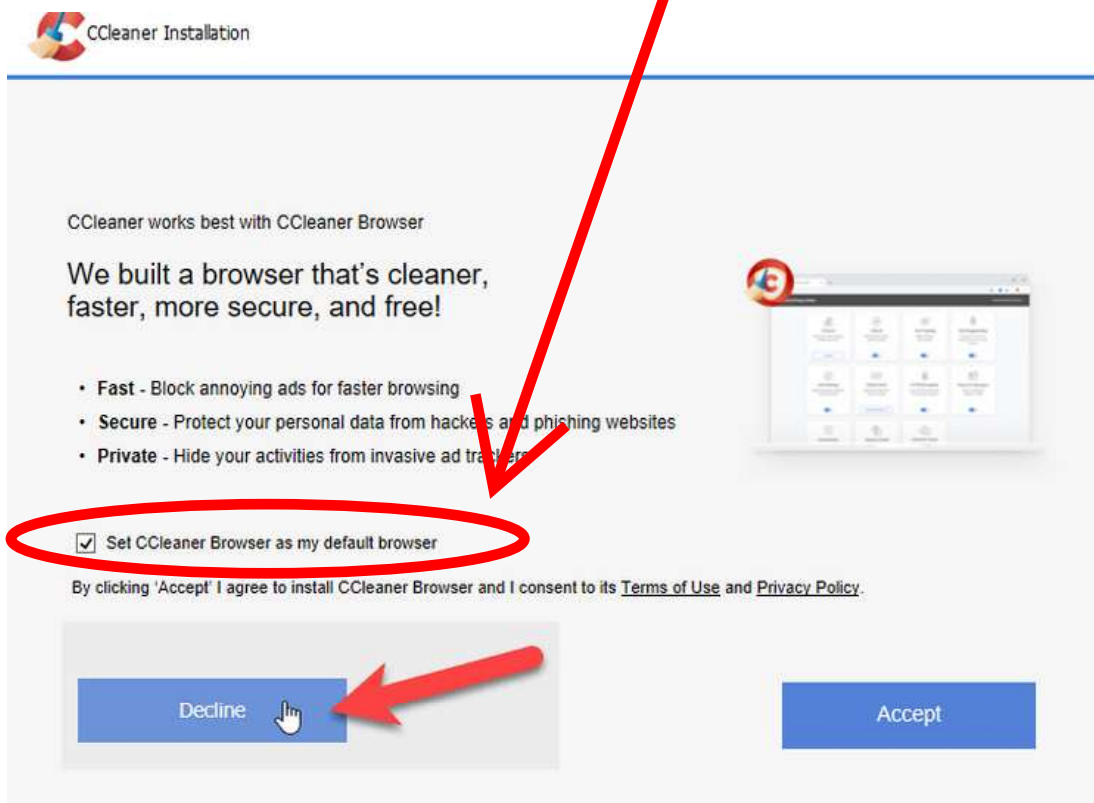
- ✓ Light and fast constant protection
- ✓ Anti-malware, Wi-Fi inspector, and more

By clicking 'Accept', I agree to install AVG and consent to the [End User License Agreement](#) and [Privacy Policy](#).

Decline Accept

BROWSER INTERNET CCLEANER

Deselezionare anche questa casella prima di premere DECLINE



CCleaner Installation

CCleaner works best with CCleaner Browser

We built a browser that's cleaner, faster, more secure, and free!

- **Fast** - Block annoying ads for faster browsing
- **Secure** - Protect your personal data from hackers and phishing websites
- **Private** - Hide your activities from invasive ad trackers

Set CCleaner Browser as my default browser

By clicking 'Accept' I agree to install CCleaner Browser and I consent to its [Terms of Use](#) and [Privacy Policy](#).

Decline Accept

BROWSER INTERNET AVAST

